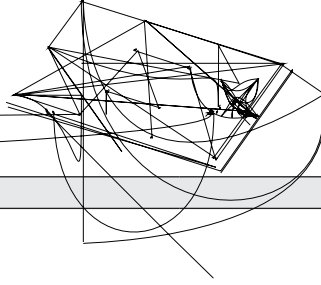




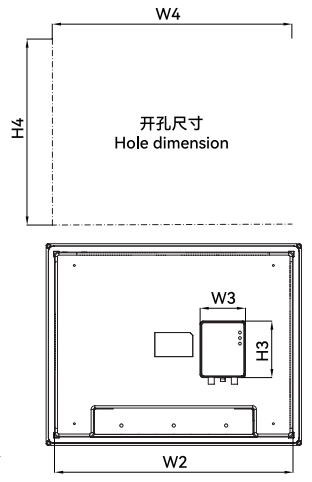
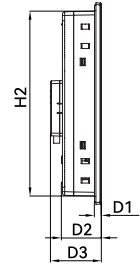
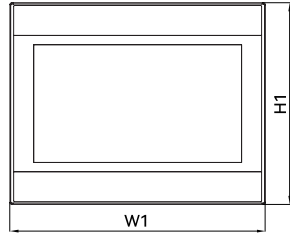
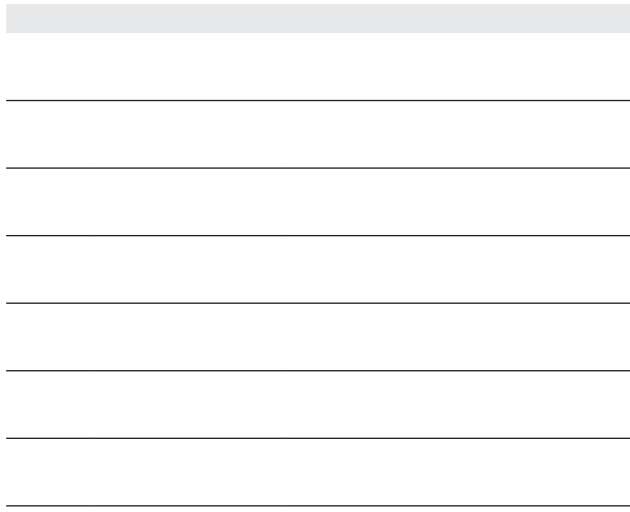
2 Removable terminal block mounting and dismounting

沿箭头方向插入端

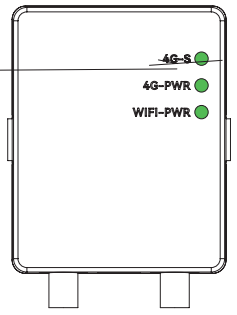

CN







Indicator description



\* 1 V304E V315E V315E-4G V315E-WIFI

\*Note1: This interface is only supported on V304E, V315E, V315E-4G, and V315E-WIFI models.

\* 2 V307S V307E V310S V310E

\*Note 2: This interface is only supported on V307S, V307E, V310S, and V310E models.

串口通讯

